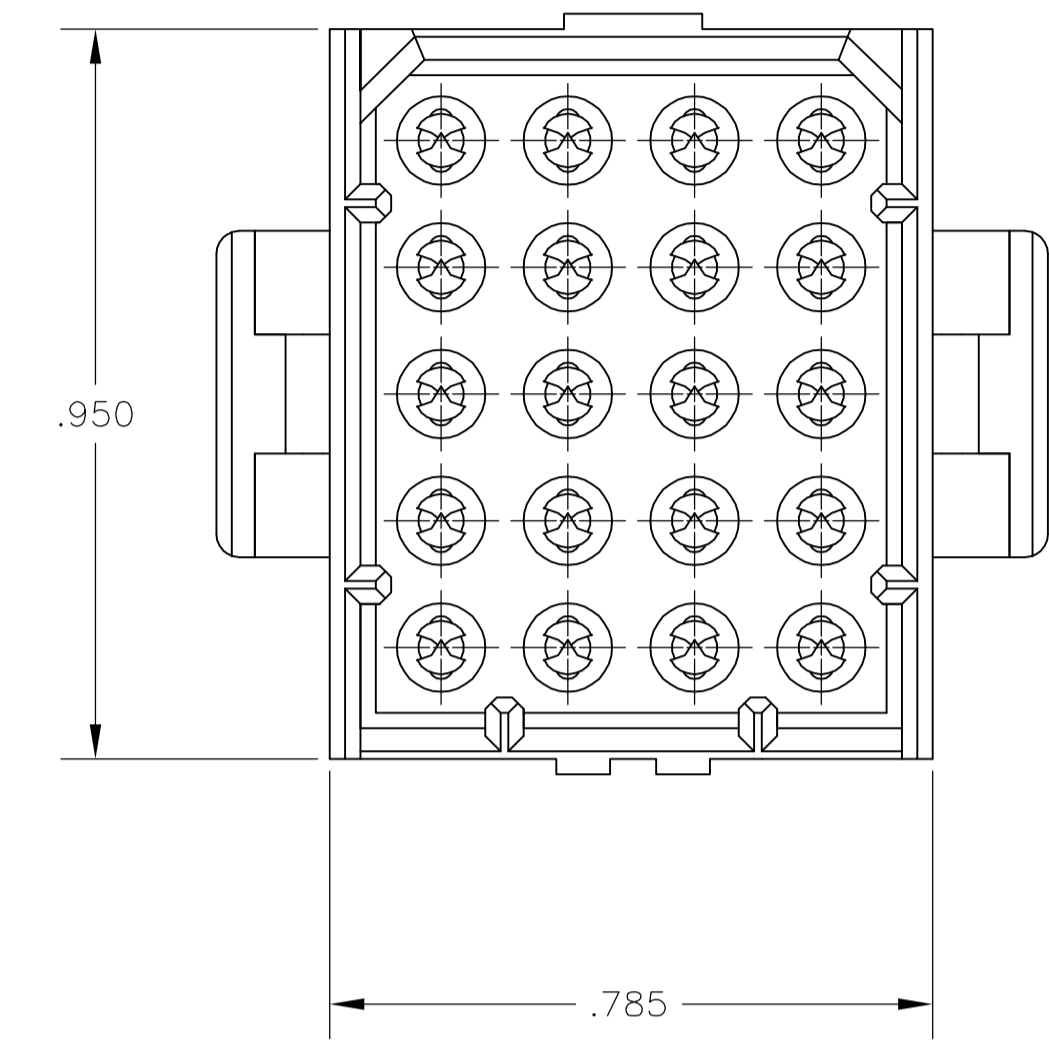
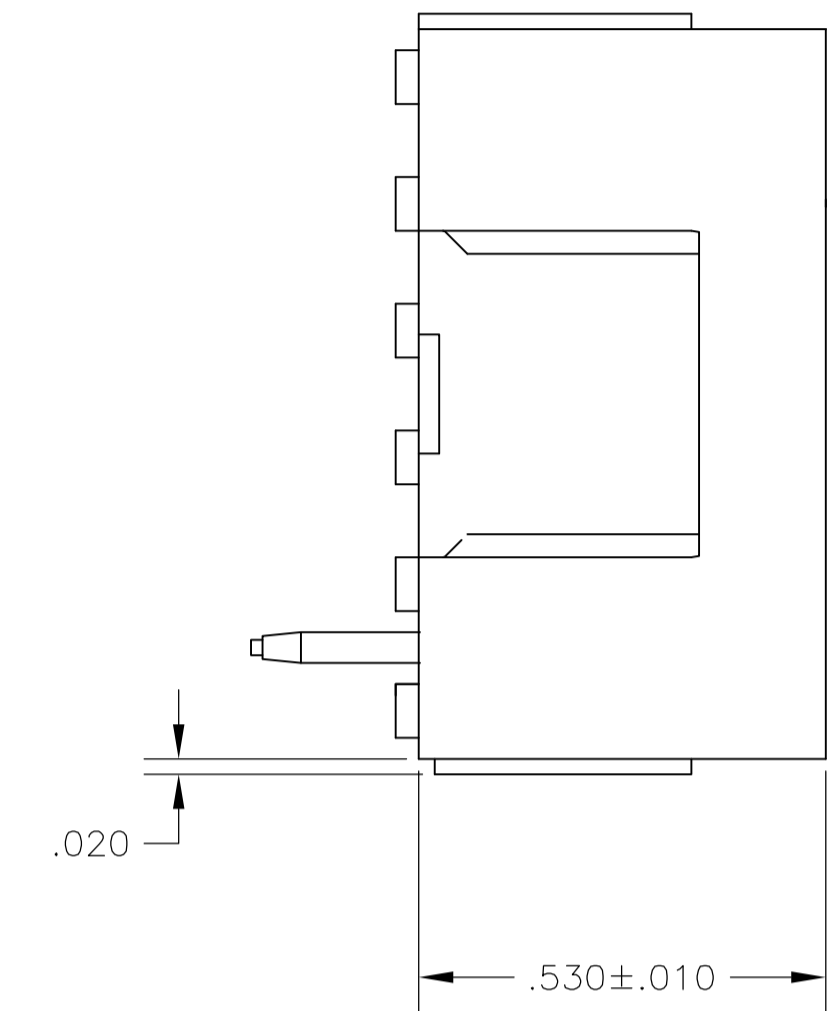
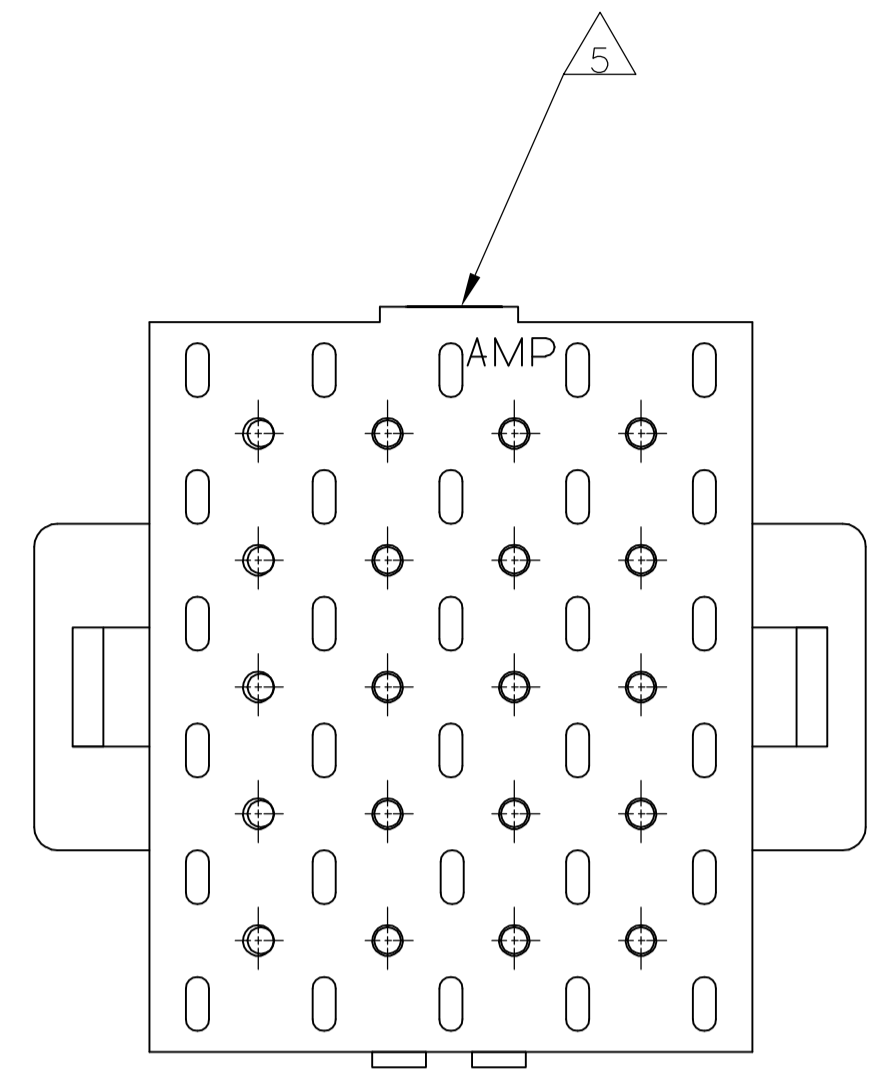
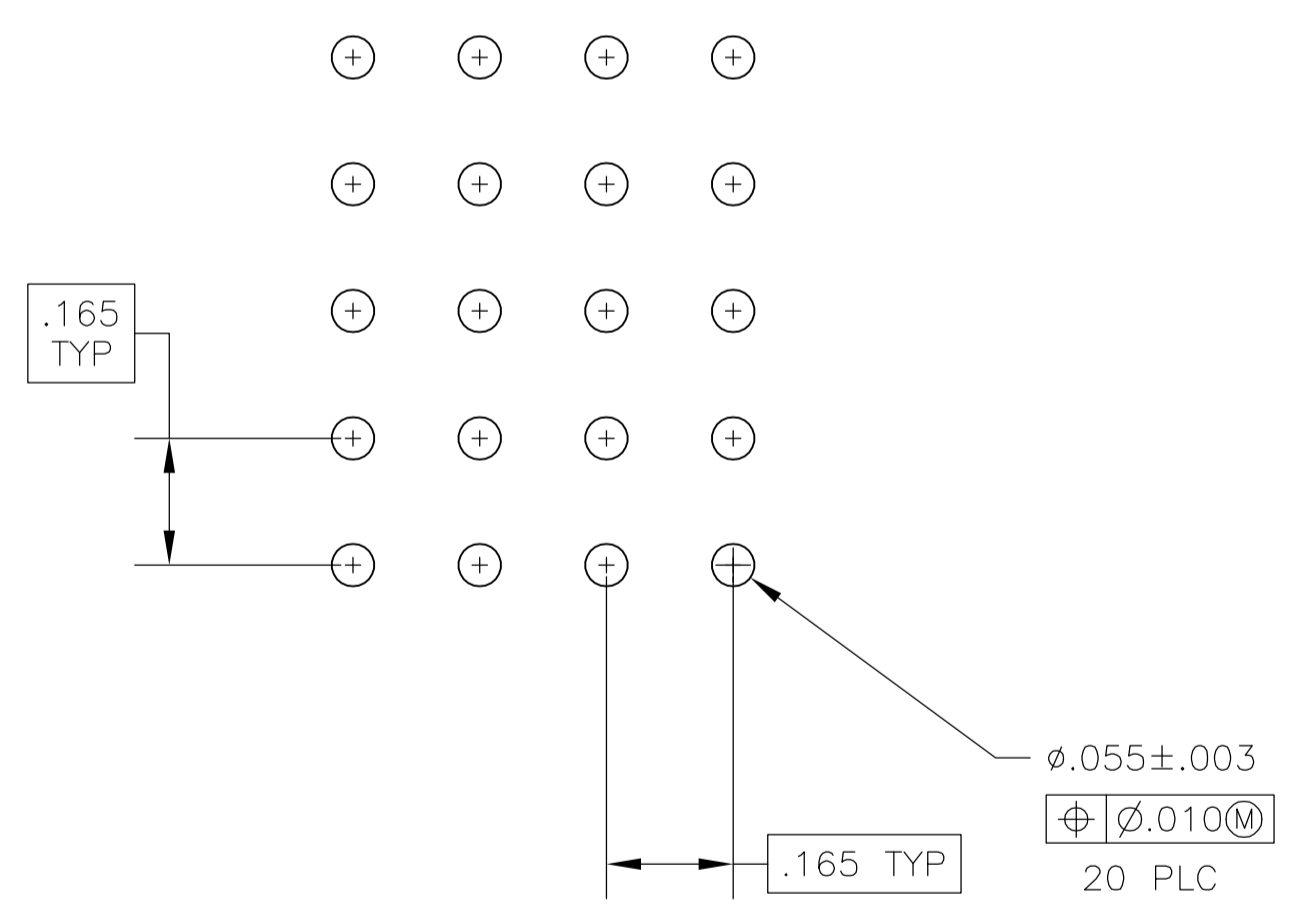


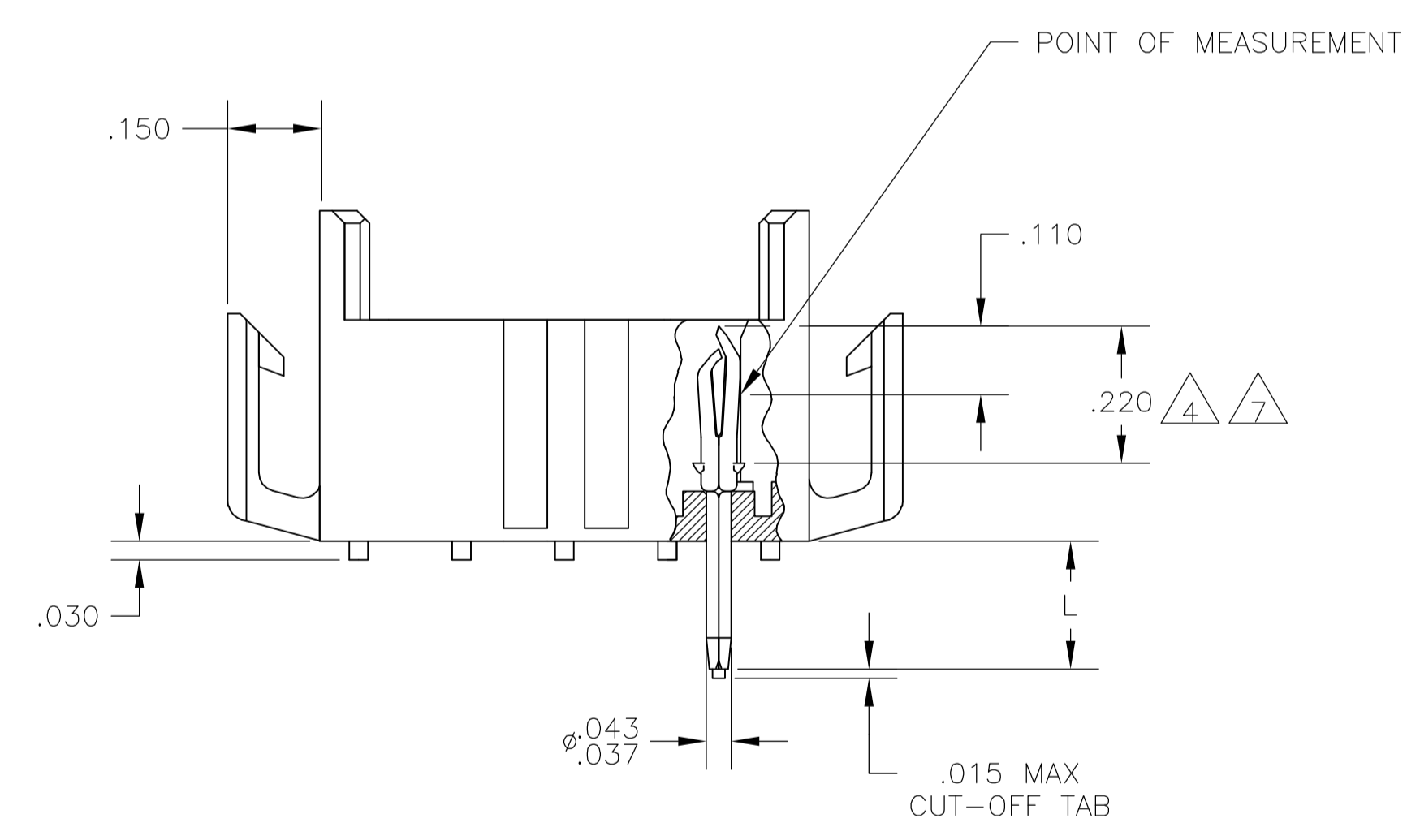
| LOC | DIST | REVISIONS | | | |
|-----|------|-----------------|---------|-----|------|
| P | LTR | DESCRIPTION | DATE | DNW | APVD |
| R | | EC 063B 0249 05 | 27SEP05 | BSV | RCJ |



1. FITS SOCKET HOUSING 640524.
2. ASSEMBLY CONFORMS TO AMP SOLDERABILITY SPEC. 109-11-3.
3. FOR USE WITH .063 THICK P.C. BOARD.
4. CONTACT IS PLATED OVERALL WITH .000050 NICKEL, THEN .000030 GLD OVER CONTACT LENGTH INDICATED AND .000150 MATTE TIN-LEAD ON SOLDER TAIL END.
5. UL AND CSA LOGO LOCATED ON THIS SURFACE.
6. FOR USE WITH .120 THICK P.C. BOARD.
7. CONTACT IS PLATED OVERALL WITH .000050 NICKEL, THEN .000030 GLD OVER CONTACT LENGTH INDICATED AND .000150 MATTE TIN ON SOLDER TAIL END.



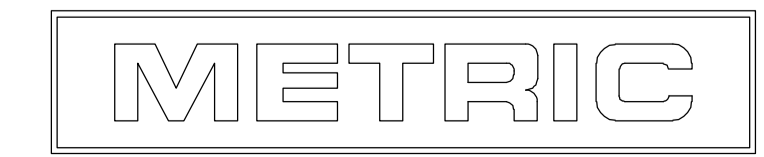
RECOMMENDED P.C. BOARD LAYOUT



| IN | MM | IN | MM | IN | MM | IN | MM |
|---------|---------|------|------|------|------|------|-------|
| .010 | 0.25 | .055 | 1.40 | .220 | 5.59 | - | - |
| .008 | 0.20 | .043 | 1.09 | .210 | 5.33 | - | - |
| .005 | 0.13 | .037 | 0.94 | .165 | 4.19 | - | - |
| .003 | 0.08 | .030 | 0.76 | .150 | 3.81 | .950 | 24.13 |
| .000050 | 0.00127 | .020 | 0.51 | .110 | 2.79 | .785 | 19.94 |
| .000030 | 0.00076 | .015 | 0.38 | .063 | 1.60 | .530 | 13.46 |

CONVERSION TABLE

| | | | | | |
|--------------------|---|---------------|------------|---|-------------|
| .210 | 6 | BRICK RED | GOLD | 7 | 2-640504-4 |
| .150 | 3 | BRICK RED | GOLD | 7 | 2-640504-2 |
| .210 | 6 | BRICK RED | GOLD | 4 | 640504-4 |
| .210 | 6 | BRICK RED | PRE-TIN | | 640504-3 |
| .150 | 3 | BRICK RED | GOLD | 4 | 640504-2 |
| .150 | 3 | BRICK RED | PRE-TIN | | 640504-1 |
| "L" +.010 -.020 | | HOUSING COLOR | PIN FINISH | | PART NUMBER |



THIS DRAWING IS A CONTROLLED DOCUMENT.

| | | | | |
|---|--|------------------------|------------------|---|
| DIMENSIONS: INCHES | TOLERANCES UNLESS OTHERWISE SPECIFIED: | DIN J. HUFFMAN 2BAPR98 | | Tyco Electronics Corporation Harrisburg, PA 17105-3608 |
| 0 PLC ± - | 1 PLC ± - | 2BAPR98 | | NAME |
| 2 PLC ± - | 3 PLC ± .005 | 2BAPR98 | T. REDDICK | HEADER ASSEMBLY, PIN, 20 POSITION, MR. |
| 4 PLC ± - | ANGLES ± 0° 30' | | PRODUCT SPEC | |
| MATERIAL: HOUSING-FLAME RETARDANT NYLON, UL 94V-0 PIN, .008 PH BRZ. | FINISH: SEE TABLE | | APPLICATION SPEC | |
| | | | WEIGHT | |
| | | | SIZE: A1 | RESTRICTED TO |
| | | | 00779 | |
| | | | 640504 | |
| | | | CUSTOMER DRAWING | |

SCALE 4:1 SHEET 1 OF 1 REV R